ADVANCE LIFTS®

"Big Friggin" (BFL) Series Lift Tables

When Durability Matters

1 Year Parts & Labor/10 Year Structural Warranty

The BFL series lifts were designed for the high travel applications that also require large platforms. These lifts are designed to move multiple pallets or large loads up a floor level or to high mezzanines. These big lifts are all built with tubular steel legs to maximize the rigidity of the unit and to minimize the weight.



Special Features & Benefits

- These units are equipped with the patented "Platform Centering Device".
- All of the controllers are assembled in our UL listed panel shop.
- These units are fully primed and finished with a baked enamel finish.
- The cylinders are machine grade with return lines.
- The oil reservoirs are mild steel for long life.
- These units conform to all applicable ANSI codes.
- All pressure hoses are double wire braid with JIC fittings.
- Two bi parting electrically interlocked folding gates are optional.
- A manual lowering valve is standard.

Feature Details



Platform Centering Device



BFL Cylinders w/Return Lines



Power Unit w/Controller



Double Wire Braid Hose



BFL Swing Arm Safety Bar

Phone: 800-843-3625 • Fax: 630-584-9405 • www.advancelifts.com

©2020 Advance Lifts, Inc. All rights reserved.

Specification Table For BFL Series Lifts

Model	Travel	Capacity	Std. Min. Platform	Opt. Max. Platform	Maximum End	Loading Side	Baseframe Size	Lowered Height	Raised Height	Speed Sec.	Motor H.P.	Ship Wt.
BFL2-2120	10′	2000	6′ X 8′	8′ X 10′	2000	1325	66″ X 90″	1′ 3-1/2″	11′ 3-1/2″	47	5	2,607
BFL2-4120	10′	4000	6′ X 8′	8′ X 10′	2150	1325	66″ X 90″	1′ 3-1/2″	11′ 3-1/2″	47	5	2,607
BFL2-6120	10′	6000	6′ X 8′	8′ X 10′	3150	1825	66″ X 90″	1′ 5-1/2″	11′ 5-1/2″	45	5	2,653
BFL2-2144	12′	2000	6′ X 9′	8′ X 11′	2000	1325	66″ X 102″	1′ 5-1/2″	13′ 5-1/2″	45	5	3,085
BFL2-4144	12′	4000	6′ X 9′	8′ X 11′	2550	1325	66″ X 102″	1′ 5-1/2″	13′ 5-1/2″	45	5	3,085
BFL2-6144	12′	6000	6′ X 9′	8′ X 11′	3500	1925	66″ X 102″	1′ 5-1/2″	13′ 5-1/2″	54	5	3,767
BFL3-2180	15′	2000	6′ X 8′	8′ X 10′	2000	1200	66″ X 90″	2′ 2-1/4″	17′ 1/4″	54	5	3,930
BFL3-4180	15′	4000	6′ X 8′	8′ X 10′	2650	1200	66″ X 90″	2′ 2-1/4″	17′ 1/4″	54	5	3,930
BFL3-6180	15′	6000	6′ X 8′	8′ X 10′	4000	1950	66″ X 90″	2′ 2-1/2″	17′ 2-1/2″	65	5	3,990
BFL3-2216	18′	2000	6′ X 10′	8′ X 12′	2000	1025	66″ X 114″	2′ 2-1/2″	20′ 2-1/2″	62	5	5,065
BFL3-4216	18′	4000	6′ X 10′	8′ X 12′	2650	1025	66″ X 114″	2′ 2-1/2″	20′ 2-1/2″	62	5	5,065
BFL3-6216	18′	6000	6′ X 10′	8′ X 12′	4000	2650	66″ X 114″	2′ 8-1/2″	20′ 8-1/2″	64	5	6,954

Options:

ELECTRICAL:

(Note the standard control is a constant pressure pushbutton on a 10’ cord from the power unit controller.)

1. For rider units – a platform mounted constant pressure pushbutton with 20 ft. coil cord and a keyswitch maintenance override mounted on the power unit controller.

2. For no rider call send units – two (2) wall mounted three (3) button (up, down, E stop) momentary contact call/send buttons and a keyswitch maintenance override mounted on the power unit controller.

3. Proximity switches

MECHANICAL:

Our parting gates are available in standard widths of 6’, 7,’ or 8’. See chart for exact dimensions. The gates are held in the upright position by gas air springs. Electrical interlocks are standard.

1. Bi parting gate for 7 ft side with 64” clear width

2. Bi parting gate for 8 ft side with 76” clear width

3. Enclosures that extend from ground level to top of guard rails in fully raised lift position are quoted based on application environment. Gates and doors in enclosures must be interlocked to prevent opening unless lift is present.

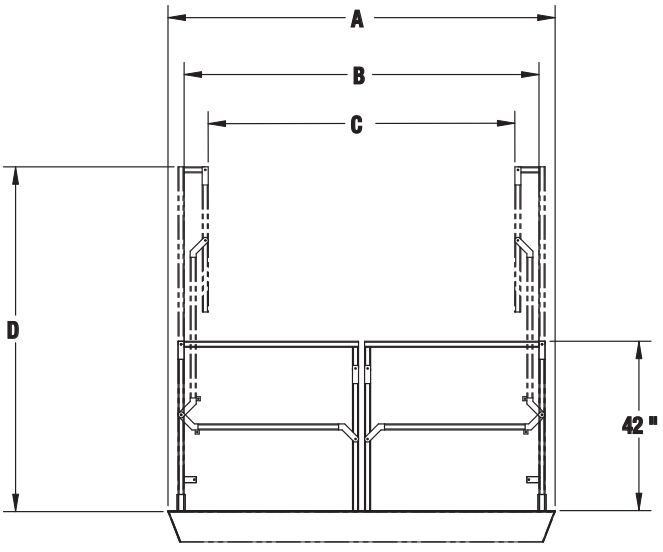

A	B	C	D
72" (6')	64"	52"	73.5"
84" (7')	76"	64"	79.5"
96" (8')	88"	76"	85.5"

Phone: 800-843-3625 • Fax: 630-584-9405 • www.advancelifts.com

©2020 Advance Lifts, Inc. All rights reserved.